

## G12-66P

### N-type Bifacial Double Glass Module

HSM-ND66-GK690~715

**715W**  
Maximum Power Output

**23.0%**  
Maximum Efficiency



#### High Energy Yield

- Lower temperature coefficient (Pmax):  $-0.29\%/^{\circ}\text{C}$
- Up to 80% power bifaciality

#### Industry-leading G12 Wafer

- $<1\%$  degradation in the first year
- Smaller wafer chamfer, larger light receiving area

#### Superior Customer Value

- High module efficiency, Lower LCOE&BOS

#### Long-term Reliability

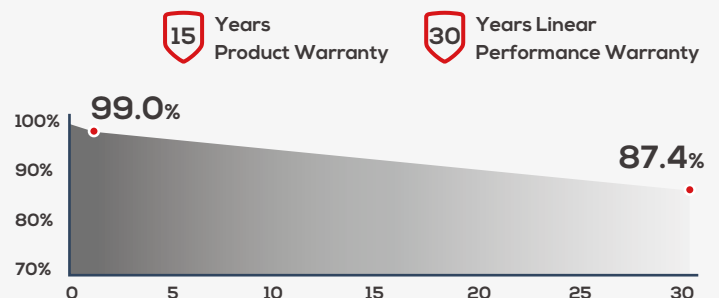
- Harsh environment resistance
- Damage-free laser cutting, lower micro-crack risk
- Mechanical load: Front 5400 Pa, Back 2400 Pa

#### Comprehensive Products and System Certificates



IEC 61215 / IEC 61730 ISO 9001:2015 ISO 45001:2018 ISO 14001:2015

#### Linear Performance Warranty



\* Please refer to product warranty for details

# G12-66P N-type Bifacial Double Glass Module

HSM-ND66-GK690~715

**715W**

Maximum Power

**23.0%**

Maximum Efficiency

**0~+5W**

Power Tolerance

## Electrical Parameters (STC\*)

\* STC: Irradiance 1000W/m<sup>2</sup>, Cell Temperature 25°C, AM1.5, Measuring Tolerance: ±2%

Maximum Power	P <sub>max</sub> (W)	690	695	700	705	710	715
Open Circuit Voltage	V <sub>oc</sub> (V)	47.49	47.69	47.89	48.09	48.29	48.49
Short Circuit Current	I <sub>sc</sub> (A)	18.49	18.54	18.59	18.64	18.69	18.74
Maximum Power Voltage	V <sub>mp</sub> (V)	39.59	39.79	39.99	40.19	40.39	40.59
Maximum Power Current	I <sub>mp</sub> (A)	17.44	17.48	17.52	17.56	17.60	17.64
Module Efficiency	(%)	22.2	22.4	22.5	22.7	22.9	23.0

## Electrical Characteristics with 10% Bifacial Gain\*

\* The additional gain from the back side depends on mounting (structure, height, tilt angle etc.) and albedo of the ground.

Maximum Power	P <sub>max</sub> (W)	759	765	770	776	781	787
Open Circuit Voltage	V <sub>oc</sub> (V)	47.49	47.69	47.89	48.09	48.29	48.49
Short Circuit Current	I <sub>sc</sub> (A)	20.34	20.39	20.45	20.50	20.56	20.61
Maximum Power Voltage	V <sub>mp</sub> (V)	39.59	39.79	39.99	40.19	40.39	40.59
Maximum Power Current	I <sub>mp</sub> (A)	19.18	19.23	19.27	19.32	19.36	19.40

## Mechanical Data

\* Please refer to installation manual for details

No. of Cells	132pcs (6×22)
Dimension	2384×1303×33 mm
Weight	38.5kg
Front Glass	2.0mm High Transmission, Heat Strengthened, AR coating Glass
Back Glass	2.0mm High Transmission, Heat Strengthened Glass
Frame	Anodized Aluminium Alloy
J-Box	IP68
Cables	4.0mm <sup>2</sup> , +400mm, -200mm/±1400mm (can be customized)
Diodes	3
Maximum Static Load	Front: 5400Pa/Back: 2400Pa*

## Temperature Coefficient

\* NMOT: Irradiance 800W/m<sup>2</sup>, Ambient Temperature 20°C, Wind Speed 1m/s

Nominal Module Operating Temperature*	43±2°C	Temperature Coefficient of Voc	-0.25%/°C
Temperature Coefficient of I <sub>sc</sub>	+0.045%/°C	Temperature Coefficient of P <sub>max</sub>	-0.29%/°C

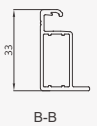
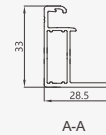
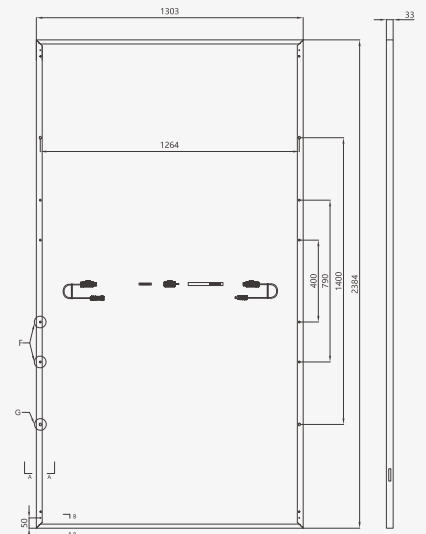
## Operating Parameters

Operating Temperature	-40~+85°C
Maximum System Voltage	1500V DC
Maximum Series Fuse Rating	35A
Power Bifaciality	80±5%

## Packaging Configuration

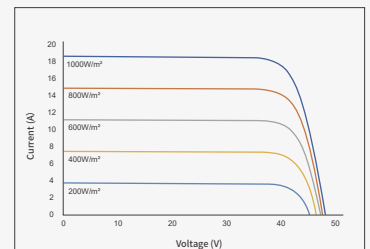
Modules per Pallet	33pcs
Modules per 40'HQ Container	594pcs
Pallets per 40'HQ Container	18plt

## Engineering Drawing [Unit: mm]

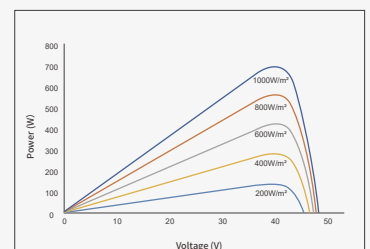


## Curve Graph

### I-V Curves (705W)



### P-V Curves (705W)



Head office: No. 20 Wenzhuang Road, Economic Development Zone, Yixing City, Jiangsu Province | PRC  
 Marketing center: 21F, Building 1, No.99 Si'an Street, Industrial Park, Suzhou City, Jiangsu Province | PRC  
 Tel: 86-0510-87121106 E-mail: modules-contact@tzeco.com Website: www.tzeco.com



Datasheets